

OptoProg



Optical communication interface for WM analyzers and ET family



Benefits

- **Suited for complex situations.** Lightweight and small, it easily connects to the analyzer without additional wiring or serial port use to provide safer work.
- **Quick configuration.** Lets you quickly upload/download a configuration from/to an analyzer, speeding up configuration operations especially with several complex programmable devices.
- **Autonomy and low consumption.** It does not require an additional power supply because the rechargeable built-in battery guarantees up to one month of operations. Bluetooth technology and the sleep mode reduce consumption.

Description

Optical communication interface to configure WM20, WM30, WM40, WM50, ET112, ET330, ET340 analyzers and monitor measurements. Equipped with Bluetooth and micro-USB port, OptoProg is a plug and play device that extends analyzer communication capacity: it can be used as a connection between the analyzer and computer (or other mobile devices).

Applications

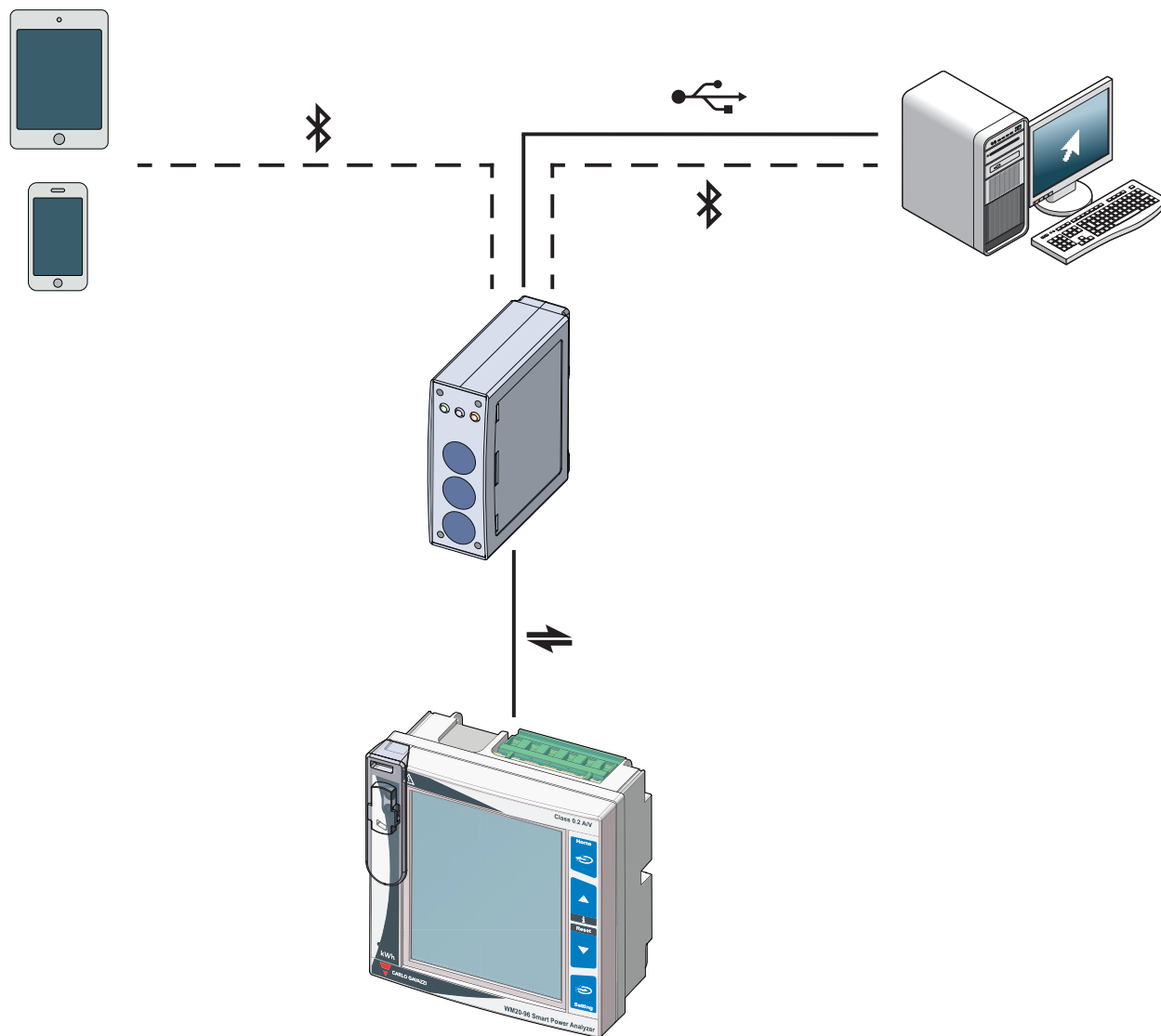
Suited for commercial and industrial solutions, it is especially ideal:

- for field work in difficult conditions and/or with limited available space, where wired device installation would be difficult.

Main functions

- Configure analyzers via optical port without wiring
- Connect the analyzer to UCS software (WM20, WM30, WM40, WM50, ET112, ET330, ET340) or app (only WM20, WM30, WM40, WM50) via micro-USB or Bluetooth to configure the device, view measurements in real-time.

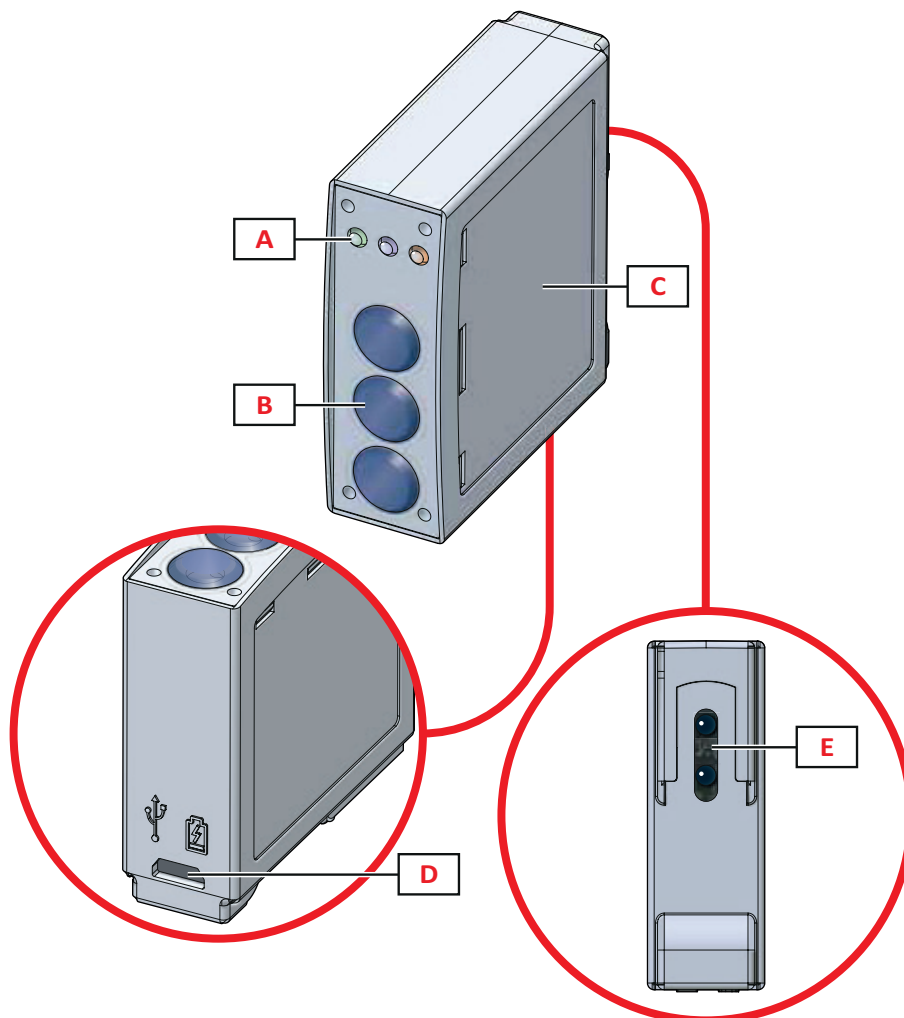
Architecture



Main features

- Use mode: bridge
- Built-in lithium battery power supply that guarantees up to one month of operations
- Sleep mode for energy savings
- Status LED that signal any configuration or connection errors
- Bluetooth 2.0, 2.1, 3.0 and 4.0 connectivity
- Optical port
- Micro-USB B port

Structure



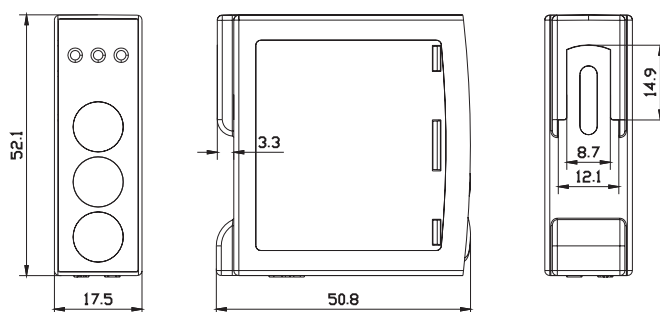
Area	Description
A	Status LED green: power supply status blue: Bluetooth communication status red: optical communication status
B	Function keys (from top to bottom) 3: not in use 2: Bluetooth on/off 1: on/off
C	Label: LED and key description serial number
D	Micro-USB B port
E	Optical port



Features

General

Material	Transparent polycarbonate
Protection degree	Front: IP51 Micro-USB port: IP40
Pollution degree	2
Mounting	Mechanical on the analyzer
Weight	60 g




Environmental

Operating temperature	From -10 to +55 °C / from 14 to +131 °F
Storage temperature	From -20 to +70 °C / from -4 to +158 °F
Maximum altitude	4000 m

NOTE: R.H. < 90 % non-condensing @ 40 °C / 104 °F.

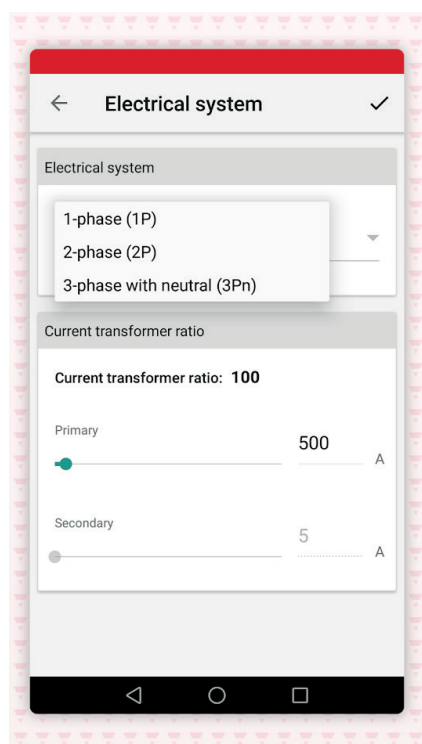
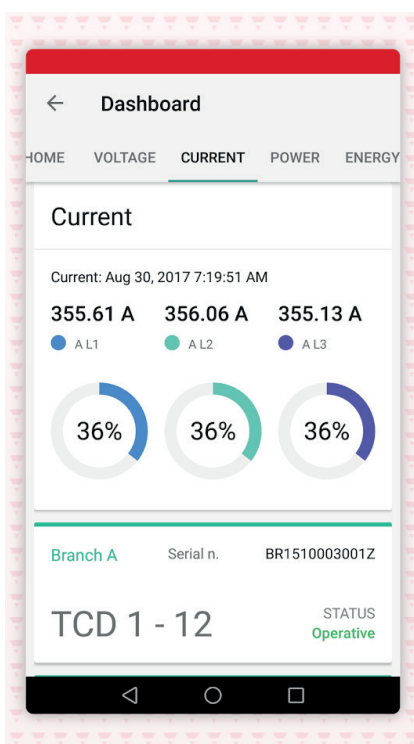
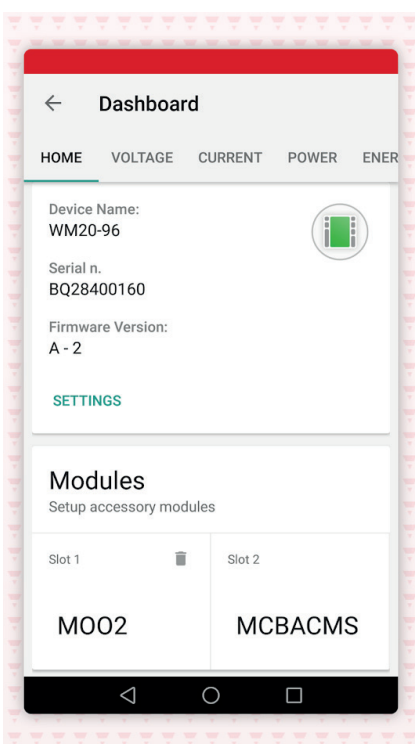
Compatibility and conformity

Directives	2011/65/EU (RoHS) 2014/53/EU (RED)
Standards	FCC ID: SNJOPT IC: 7118D-OPT Bluetooth 4.0
Approvals	

Power supply

Battery	Lithium, non-replaceable
Charge	Via power supply or PC
Power supply connection	USB A 2.0 port USB power supply connection cable (5 V, 500 mA)
Autonomy	Up to 20 days
Working life	1,000 charge/discharge cycles

UCS Mobile App



Communication

▶ Optical port

Protocol	Modbus RTU (slave function)
Communication type	Infrared, bidirectional
Connection with analyzer	Direct via mechanical mount
Baud rate	9.6 kbps
Data refresh time	0.5 s
Read command	50 words available in a read command
Axial distance between LED	6.5 mm
LED function	Upper: receiver Lower: transmitter
Port function	Configuration data transmission from analyzer to OptoProg and vice versa Log data transmission from analyzer to OptoProg

▶ Micro-USB B port

Type	Micro-USB B
Maximum absorption	500 mA
Mode	Hot swap
Connection with PC	Via USB cable Type: Micro-USB B and USB A 2.0 plug Length: 1.5 m
Baud rate	115.2 kbps

▶ Bluetooth

Type	Unclassified ("Unknown")
Class (COD)	0x000000
Conformity	Bluetooth version 2.0, 2.1, 3.0, 4.0
Baud rate	Up to 115.2 kbps
Find/activate device	Automatic and manual
Function	Data transmission from OptoProg to PC and/or smartphone and vice versa

References



OPTOPROG



Further reading

Information	Document	Where to find it
Instruction manual	Instruction manual - OptoProg	www.productselection.net
Compatible analyzer datasheets	Datasheet: WM20 WM30 WM40 WM50 ET112 ET330 ET340	www.productselection.net
Compatible analyzer installation and use instructions	Installation and operating instruction: WM20 WM30 WM40 WM50 ET112 ET330 ET340	www.productselection.net



UCS Mobile App




UCS Mobile Android App



CARLO GAVAZZI compatible components

Purpose	Component name/code key	Notes
Configuring analyzers and monitoring measurements taken	WM20	See relevant datasheet
	WM30	See relevant datasheet
	WM40	See relevant datasheet
	WM50	See relevant datasheet
	ET112	See relevant datasheet
	ET330	See relevant datasheet
	ET340	See relevant datasheet



COPYRIGHT ©2019
Content subject to change. Download the PDF: www.productselection.net